


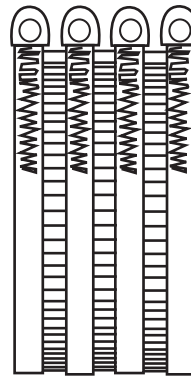
NO- HUB COUPLINGS

Sizes	2" x 1-1/2"	3" x 2"
	4" x 2"	4" x 3"
	1-1/2" Through	15"

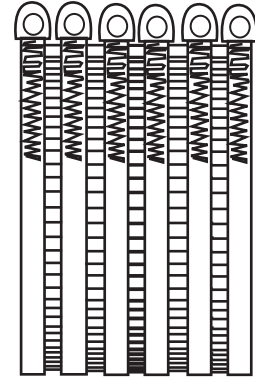
May 2014



Size 1- 1/2" to 4"



Size 5" to 10"



Size 12" & 15"

Sizes 1-1/2" - 4" Standard Bands - 4 bands available on request.
 Sizes 5" and above Standard 4 bands - 6 bands available on request

NewAge Casting's No-Hub Coupling meet or exceed the requirements of ASTM C 564, ASTM C 1277 and applicable portions of the Uniform Plumbing Code (UPC) and the International Plumbing Code (IPC)

NewAge Casting's No-Hub Couplings are listed by IAPMO R&T - File Number 4775

ABOUT NEWAGE CASTING'S COUPLINGS

Used universally in all types of construction, No-Hub pipe, fittings and couplings install quickly, absorb noise and vibration, withstand deflection and demonstrate corrosion resistance and space savings. NewAge Casting's No-Hub Couplings are particularly advantageous in compact installations and can be installed under, as well as, above ground.

Pre-fabricated units install in a fraction of the time required for conventional Drain, Waste and Vent (DWV) systems. NewAge Casting's No-Hub Couplings are available in 1-1/2" through 15", 2" x 1-1/2", 3"x2", 4"x 2" and 4"x 3" sizes.

COMPONENTS / MATERIALS

SHIELD ASSEMBLY & CLAMP	Type 301 AISI Stainless Steel Bright Annealed Hardness - Rockwell B85 max
BAND	Type 301 AISI Stainless Steel, minimum tensile 165,000 psi for 1-1/2" to 15"
SCREW HOUSING	Type 301 AISI Stainless Steel for 1-1/2" to 15"
SCREW	Type 305 AISI Stainless Steel, 5/16" hex head/shoulder
GASKET	Gaskets shall be made of a properly vulcanized virgin compound containing virgin rubber as the sole elastomer with no scrap or reclaim.

SPECIFICATION

Standard Couplings for NewAge Casting shall conform to the requirements contained in the latest edition of ASTM C1277. Shield assembly, clamp, band and screw housing shall be made from series 301 stainless steel and the screw made from series 305 stainless steel. Gaskets shall be made from high quality Neoprene and shall comply with requirements contained in the latest edition ASTM C564. Couplings shall be marked with UPC®. These couplings standard and reducing, shall be used in joining the hubless cast iron soil pipe and fittings in a Hubless Cast Iron Sanitary System. Joints shall be tightened to the proper torque in inch pounds by the use of calibrated torque wrench. After installation the system shall be hydrostatically tested to a 10 foot head of water. Air test (compressed air or gas) is not recommended.

INSTALLATION

1. In order to provide a sound joint with field cut lengths of pipe, the end shall be cut square. Pipe and fittings used with no-hub couplings should be listed products.
2. Place gasket on the end of one pipe and the clamp assembly over the other pipe or fitting.
3. Fit second hubless pipe or fitting end into gasket, firmly putting both ends against the rib, or shoulder, in the center of the gasket. Make certain the pipe and/or fitting to be joined are in proper alignment, then slide the loose coupling over the gasket neatly so that the gasket is completely covered.
4. Using a calibrated torque wrench, tighten the stainless steel screws alternately starting with inner screw to the proper torque in inch pounds (60 or 80 inch pounds).
5. You now have a completed No-Hub joint.